



**Nehru Education Society**

**Nehru Mahavidyalaya (Arts, Com. & Sci.),  
Nerparsopant, Dist. – Yavatmal**

*Affiliated to*

**Sant Gadge Baba Amravati University, Amravati**



**3<sup>rd</sup> cycle**

## **Assessment & Accreditation by NAAC**

**CRITERIA IV- Infrastructur and Learning Resources**

**4.1: Physical facilities**

**Metric No. – 4.1.2**

**Percentage of expenditure for infrastructure development and augumentation excluding salary during the last five years**

# Nehru Mahavidyalaya (Arts, Com. & Sci.), Nerparsopant

	Nehru Education Society, Nerparsopant <b>NEHRU MAHAVIDYALAYA</b> • Arts • Commerce • Science Nerparsopant, Dist.Yavatmal (M.S.) 445102 Centre for Graduate, Post Graduate and Research Studies	
<b>PRINCIPAL</b> <b>Dr. Ashok N. Bhorjar</b> M.A. (History), M.Phil., Ph.D. Mob. 9421736793		<b>PRESIDENT</b> <b>Hon. Shri. Parmanandji S. Agrawal</b> M.Com. Mob. 9421774699
Ref.No.NMV/Sr.JJ/ <u>3141/2023-24</u>		Date :- <u>21/12/2023</u>
<b><u>Declaration</u></b>		
The information, reports, true copies of the documents, numerical data etc. functional in this file is verified by me and found correct.		
		 Principal
		Dr. A. N. Bhorjar Principal Nehru Mahavidyalaya [Arts • Commerce • Science] Nerparsopant Dist.Yavatmal
		
* Jr. College No. 082001 * Sr. College No. 406 * Email : <a href="mailto:nacc406@sgbau.ac.in">nacc406@sgbau.ac.in</a> * <a href="http://www.nehrumvner.in">www.nehrumvner.in</a>		

# Nehru Mahavidyalaya (Arts, Com. & Sci.), Nerparsopant



## 4.1.2. Percentage of expenditure for infrastructure development and augmentation excluding salary during the last five years

**Response: - 5.89 % (Average Percentage)**

Our College infrastructure development work has not been done from grant in aid amount in last five years but some development works are being done from **non-grant** amount

4.1.2.1. Expenditure for infrastructure Development and augmentation, excluding salary year wise during last five years (INR in lakhs)

Year	2018-2019	2019-2020	2020-2021	2021-2022	2022-2023
INR in Lakhs	7.88	0.41	0.00	9.62	11.55

**NEHRU EDUCATION SOCIETY'S  
NEHRU MAHAVIDHYALAYA  
(ARTS \* COMMERCE \* SCIENCE)  
NERPARSOPANT DISTT.YAVATMAL  
Centre for Graduate And Post Graduate Studies**

\* Jr.College No.0802001 \* Sr.College No.406 \* Email Id - nmc406@yashu.ac.in \* Website - www.nehrumvner.in \*

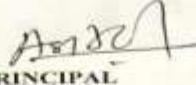
**Principal**  
Dr.A.N.Bhotjar  
M.A.(HIS),M.Phil.,Ph.D.  
Mob.No.9421736793

**President**  
Shri.P.S.Agrawal  
M.Com.  
Mob.No.9421774699

**Ref.No.NMV/Sr. 2281/24-25** **Date :- 15/06/2024**

**DECLARATION**

We here with declared that, our College prepared only Receipts and Payments Statement not Income and Expenditure Statement. (Reference Metric ID:- 4.1.2)

  
**PRINCIPAL**  
Principal  
Nehru Mahavidyalaya  
(Arts & Commerce & Science)  
Ner parsopant Dist.Yavatmal

**Date:-15/06/2024**  
**Place:-Ner(P)**

# Nehru Mahavidyalaya (Arts, Com. & Sci.), Nerparsopant

4.1.2

NEHRU MAHAVIDYALAYA (ARTS\*COMMERCE\*SCIENCE), NERPARSOPANT, YAVATMAL

4.1.2. Summary of Expenses on Maintenance of Infrastructure & Augmentation for the last five years (FY 2018-19 to 2022-23)

Particulars	Year 2018-19	Year 2019-20	Year 2020-21	Year 2021-22	Year 2022-23	Total
<b>TOTAL EXPENDITURE ON MAIN OF INFRASTRUCTURE &amp; AUGMENTATION</b>	153500.00	18120.00	0.00	248336.00	403678.00	823634.00
<b>TOTAL EXPS EXCLUDING SALARY</b>						
<b>INCOME &amp; EXPENDITURE TOTAL</b>	2046946.00	4550800.80	1809649.20	2711917.34	3649559.68	14768873.02
<b>LESS : EMP COST</b>	100200.00	124500.00	129000.00	131300.00	156000.00	641000.00
<b>TOTAL EXPS EXCLUDING SALARY</b>	1946746.00	4426300.80	1680649.20	2580617.34	3493559.68	14127873.02
<b>PERCENTAGE PER ANNUM</b>	7.88	0.41	0.00	9.62	11.55	0.00
<b>AVERAGE PERCENTAGE</b>						5.89

PLACE : YAVATMAL  
DATE : 03.01.2024

PRINCIPAL



CHARTERED ACCOUNTANT



# Nehru Mahavidyalaya (Arts, Com. & Sci.), Nerparsopant

NEHRU MAHAVIDYALAYA (ARTS\*COMMERCE\*SCIENCE), NERPARSOPANT, YAVATMAL

4.1.2 Summary of Expenses on Maintenance of Infrastructure & Augmentation for the last five years (FY 2018-19 to 2022-23)

Particulars	Year 2018-19	Year 2019-20	Year 2020-21	Year 2021-22	Year 2022-23	Total
<b>TOTAL EXPENDITURE ON MAIN OF INFRASTRUCTURE &amp; AUGMENTATION</b>	153500.00	18120.00	0.00	248336.00	403678.00	823634.00
<b>TOTAL EXPS EXCLUDING SALARY</b>						
INCOME & EXPENDITURE TOTAL	2046946.00	4550800.80	1809649.20	2711917.34	3649559.68	14768873.02
LESS : EMP COST	100200.00	124500.00	129000.00	131300.00	156000.00	641000.00
<b>TOTAL EXPS EXCLUDING SALARY</b>	<b>1946746.00</b>	<b>4426300.80</b>	<b>1680649.20</b>	<b>2580617.34</b>	<b>3493559.68</b>	<b>14127873.02</b>
PERCENTAGE PER ANNUM	7.88	0.41	0.00	9.62	11.55	0.00
AVERAGE PERCENTAGE						5.89

PLACE : YAVATMAL  
DATE : 03.01.2024

PRINCIPAL



CHARTERED ACCOUNTANT

