



Nehru Education Society

**Nehru Mahavidyalaya (Arts, Com. & Sci.),
Nerparsopant, Dist. Yavatmal.**

Affiliated to

Sant Gadge Baba Amravati University, Amravati.



3rd cycle





Assessment & Accreditation by NAAC

CRITERIA IV - Infrastructur and Learning Resources

4.4 Maintenance of Campus Infrastructure

Metric No.:- 4.4.1

Percentage expenditure incurred on maintenance of physical facilities and academic support facilities excluding salary component, during the last five years.

 <p>Nehru Education Society, Nerparsopant</p> <h1 style="text-align: center;">NEHRU MAHAVIDYALAYA</h1> <p style="text-align: center;">• Arts • Commerce • Science</p> <p style="text-align: center;">Nerparsopant, Dist.Yavatmal (M.S.) 445102</p> <p style="text-align: center;">Centre for Graduate, Post Graduate and Research Studies</p>		
<p>PRINCIPAL</p> <p>Dr. Ashok N. Bhorjar M.A. (History), M.Phil., Ph.D. Mob. 9421736793</p>	<p>PRESIDENT</p> <p>Hon. Shri. Parmanandji S. Agrawal M.Com. Mob. 9421774699</p>	
<p>Ref.No.NMV/Sr./J/ <u>3141/2023-24</u></p>		<p>Date :- <u>21/12/2023</u></p>
<p><u>Declaration</u></p> <p>The information, reports, true copies of the documents, numerical data etc. functional in this file is verified by me and found correct.</p>		
		<p> Principal</p> <p>Dr. A. N. Bhorjar Principal Nehru Mahavidyalaya [Arts • Commerce • Science] Nerparsopant Dist.Yavatmal</p>
		
<p>★ Jr. College No. 082001 ★ Sr. College No. 406 ★ Email : nacc406@sgbau.ac.in ★ www.nehrumvner.in</p>		

4.4.1. Percentage expenditure incurred on maintenance of physical facilities and academic support facilities excluding salary component, during the last five years.

Response :- 6.79 %

4.4.1.1 Expenditure incurred on maintenance of physical facilities and academic support facilities excluding salary component year wise during last five years (INR in lakhs)


Year	2018-2019	2019-2020	2020-2021	2021-2022	2022-2023
INR in lakhs	9.44	6.97	3.84	4.18	9.50

NEHRU MAHAVIDYALAYA (ARTS*COMMERCE*SCIENCE), NERPARSOPANT, YAVATMAL

4.4.1 Summary of Expenses on Maintenance of Academic and Facilities for the last five years (FY 2018-19 to 2022-23)

Particulars	Year 2018-19	Year 2019-20	Year 2020-21	Year 2021-22	Year 2022-23	Total
EXPENSES ON MAINT OF ACADEMIC FACILITIES						
College Library	172005.00	130900.00	157239.00	148747.00	141132.00	750023.00
Fees to University	977116.00	668059.00	422259.00	602094.00	759617.00	3429145.00
TOTAL A	1149121.00	798959.00	579498.00	750841.00	900749.00	4179168.00
EXPENSES ON MAINT OF PHYSICAL FACILITIES						
Repairs	67305.00	1800.00	0.00	35478.00	8000.00	112583.00
TOTAL B	67305.00	1800.00	0.00	35478.00	8000.00	112583.00
TOTAL EXPENDITURE ON MAINT OF PHYSICAL FACILITIES AND ACADEMIC SUPPORT FACILITIES EXCLUDING SALARY	1216426.00	800759.00	579498.00	786319.00	908749.00	4291751.00
TOTAL EXPS EXCLUDING SALARY						
INCOME & EXPENDITURE TOTAL	38234338.78	40747724.87	48401070.82	52332849.10	44807549.20	224523532.77
LESS : EMP COST	25343112.00	29267192.00	33326245.00	33528985.00	35244895.00	156710429.00
TOTAL EXPS EXCLUDING SALARY	12891226.78	11480532.87	15074825.82	18803864.10	9562654.20	67813103.77
PERCENTAGE PER ANNUM	9.44	6.97	3.84	4.18	9.50	6.33
AVERAGE PERCENTAGE						6.79

PLACE : YAVATMAL
DATE : 03.01.2024

PRINCIPAL


CHARTERED ACCOUNTANT
